








Product model / 제품모델 / 产品型号				Mounting plate / 속판 / 底板			
Model 모델 / 型号	Size (W×L×H/mm) 사이즈 / 尺寸	Size(W×L×H/inch) 사이즈 / 尺寸	Inside depth(mm) 내부깊이 / 内部深度	Steel 철 / 金属	Plastic 플라스틱 / 塑料	Size(mm) 사이즈 / 尺寸	Size(inch) 사이즈 / 尺寸
BC-□□S-161607	160×160×70	6.30×6.30×2.76	56.6	1616S	1616P	134×134	5.27×5.27
BC-□□S-202010	200×200×100	7.87×7.87×3.94	86	2020S	2020P	187×187	7.36×7.36
BC-□□S-202013	200×200×130	7.87×7.87×5.12	116	2020S	2020P	187×187	7.36×7.36
BC-□□S-202016	200×200×160	7.87×7.87×6.30	146	2020S	2020P	187×187	7.36×7.36
BC-□□S-202019	200×200×190	7.87×7.87×7.48	176	2020S	2020P	187×187	7.36×7.36
BC-□□S-212310	210×230×100	8.27×9.06×3.94	86	2123S	-	196.5×216	7.74×8.50

▶ **Accessories / 액세서리 / 附件**

Steel mounting plate 	Cover screw(standard, CB10) 	Cover screw(standard, CB20) 	Steel mounting plate 
Cover screw(standard, CB35) 	Cover screw(standard, CB50) 	SUS bracket(B40) 	Plastic bracket(PB40) 