






Product model / 제품모델 / 产品型号					Mounting plate / 속판모델 / 安装板型号			
Model 모델 / 型号	External diameter / 외경 / 外径			Inside diameter 내경 / 内径	Steel 철 / 金属	Plastic / 플라스틱 / 塑料		Size(mm) 사이즈 / 尺寸
	Size (W1×L1×H1/mm)	Cover (H3)	Base (H4)	Size (W2×L2×H2/mm)		G-type	C-type	
BC-□□□Q-101509	100×150×90	20	70	82×132×78	1015SQ	1015G	-	74×124
BC-□□□Q-151509	150×150×90	20	70	132×132×78	1515SQ	1515G	-	24×124
BC-□□□Q-151512	150×150×120	20	100	132×132×108.5				
BC-□□□Q-162110	160×210×100	20	80	140×190×88	1621SQ	1621G	-	130×180
BC-□□□Q-162113	160×210×130	20	110	140×190×118				
BC-□□□Q-212113	210×210×130	20	110	190×190×118.5	2121SQ	2121G	-	180×180
BC-□□□Q-203013	200×300×130	30	100	180×280×114	2030SQ	2030G	2030C	160×260
BC-□□□Q-203015	200×300×150	30	120	180×280×134				
BC-□□□Q-203018	200×300×180	30	150	180×280×164				
BC-□□□Q-253516	250×350×160	30	130	230×330×144	2535SQ	2535G	2535C	210×310
BC-□□□Q-303016	300×300×160	30	130	280×280×144	3030SQ	3030G	3030C	260×260
BC-□□□Q-304016	300×400×160	30	130	280×380×143	3040SQ	3040G	3040C	260×360
BC-□□□Q-304018	300×400×180	30	150	280×380×163				
BC-□□□Q-354520	350×450×200	30	170	323×423×183	3545SQ	3545G	-	300×400
BC-□□□Q-405016	400×500×160	30	130	373×473×143	4050SQ	4050G	-	350×450
BC-□□□Q-405020	400×500×200	30	170	373×473×183				

▣ Accessories / 액세서리 / 附件

Steel mounting plate	Plastic mounting plate(G-type)	Plastic mounting plate(C-type)	Key ring(K40)	Lock(SK)
				
Plastic lock(PK)	SUS bracket(B40, 50, 60)	Plastic bracket(PB40, 50)	Vent(V60,80)	
