

QT50L/ QT50ML
QT70L/ QT70ML

New Model Concept which Allows for Significant Customization to Your Specific Needs Using Special Modular Components



- QT Series tower light is a multifunctional product that allows for significant customization to your specific needs using our special modular components such as the lens, buzzer, ethernet cord, USB cord and mounting brackets. Additional tools are not required for assembly
- All modular components can be arranged freely to the user desired position (upper/ lower) except for the dial tone lever



• Buzzer modules position can be chosen freely

The buzzer module is designed to be compatible with the light modules by using a novel architecture developed by Qlight. Therefore, users can reposition the module to the location they desire. In the photo to the left, the buzzer module is located at the top, center and bottom positions.

• Can select from a variety of LED light functions

The LED indicator can provide varying signals/actions by using different independent light modules; flashing, strobe, rotating. For example, green would indicate normal operation, a red module would indicate risk which can be highlighted further by selecting a strobe flashing or rotating module.



BUZZER

- 1 Buzzer Tone Type
- 2 Buzzer Tone Type

SPK

- 5 Warning Sounds Type
- 5 Melodies Type
- 5 Alarms Type

• Select from 15 kinds of buzzer tones

There are 4 audible modules available which includes one buzzer type module and 3 alarm modules. Each alarm module comes with 5 sound patterns that can be selected for your specific application environment. The Buzzer module is customizable with two options- the 2 tone buzzer and high volume buzzer. Detailed specifications of the alarm sounds and buzzer sounds are included in page 334-336.

• Can select from a variety of pole selections to fit your application needs

You can chose from 8 different kinds of pole options for mounting. The pole materials vary from steel, aluminum, and polycarbonate. Please refer to page 34-39 for more detailed information about the pole specifications and dimensions.

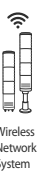


• Module Selections

Users can directly purchase the necessary modules for assembly. Detailed specifications and features for each Individual module are introduced in page 338-341(QT50), page 348-351(QT70). For information about module combination procedure can be found in the assembly Instructions page.

• Assembled Product

We are able to provide the consumer with an assembled product with module specifications provided by the customer. Specifications and products assembled in a variety of formats are detailed in page 342-347(QT50), page 352-357(QT70).




QT series

Modular Multi-Functional LED Tower Lights

Module

Multi-functional module can be assemble to user requirements



Please use the switch for Steady and Flashing which is on top of Q50L-F and Q70L-F, LED steady/flashing module.

LED Module	
	<p>LED Steady Module</p> <ul style="list-style-type: none"> • Output LED Steady signal • High brightness LED • Voltage : DC12V, DC24V, AC110V, AC220V
	<p>LED Steady/Flashing Module</p> <ul style="list-style-type: none"> • Output LED Steady/Flashing signal • High brightness LED • Voltage : DC12V, DC24V, AC110V, AC220V
	<p>LED Strobe Module</p> <ul style="list-style-type: none"> • LED flashing light • Excellent notice compare to flashing type • Voltage : DC12V, DC24V
	<p>LED Revolving Flashing Module</p> <ul style="list-style-type: none"> • LED light revolve and flash • Dynamic Signal • Voltage : DC12V, DC24V

Buzzer Module	
	<p>Siren Sound Buzzer Module</p> <ul style="list-style-type: none"> • Siren buzzer volume : Max 90dB • Sound fixed • Voltage : DC12V, DC24V, AC110V, AC220V
	<p>Bip Sound Buzzer Module</p> <ul style="list-style-type: none"> • Bip sound(Pi-Pi) volume : Max 90dB • Sound adjustable • Voltage : DC12V, DC24V, AC110V, AC220V

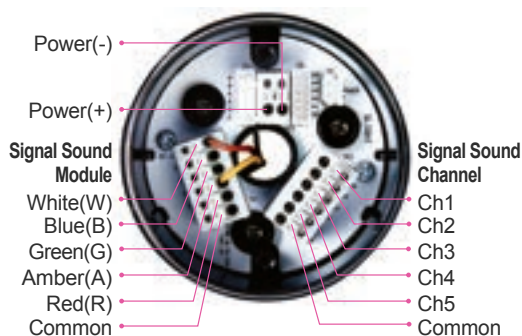


- Sound adjustable by lever on module side
- Buzzer module position can be chosen freely

QT series

Modular Multi-Functional LED Tower Lights

Basic Signal Sound Module



Please follow wiring instruction for power and signal line on page 358.



Example for Signal Sound Module

Signal Sound Module

- Warning sound, melody, and alarm sound selection can be chosen by dip switch or external contact on top of module.
- For sound selection by dip switch the module can be in any position. However, for sound selection by external contact the module should be located at the base/ bottom.
- Excellent air tight seal.

<p>Q70L-WS</p>	<p>Q50L-WS</p>	<p>Warning Sound Module</p> <ul style="list-style-type: none"> • 5 Warning sounds : Max 85dB - fire, emergency , Ambulance, PI.PI.PI Short, Machinery Fault , Beep Intermittent • Voltage : DC12V, DC24V
<p>Q70L-WM</p>	<p>Q50L-WM</p>	<p>Melody Module</p> <ul style="list-style-type: none"> • 5 Melodies : Max 85dB - Sweet home, For Elise, Cuckoo's Waltz, Piano sonata, Turkish March • Voltage : DC12V, DC24V
<p>Q70L-WA</p>	<p>Q50L-WA</p>	<p>Alarm Module</p> <ul style="list-style-type: none"> • 5 Alarms : Max 85dB - Beep Intermittent, Door Chime, Phone Ring, PI.PI.PI Short, Triple Beat • Voltage : DC12V, DC24V

Signal Sound Selection and Sound Adjust

- Signal module built-in 3 signal sounds, warning sound(W.S), melody(W.M) and alarm(W.A).(User can select sound pattern)
- Warning sound, melody, and alarm and sound selection can be chosen by dip switch or external contact on top of module.
- Sound can be adjusted by lever on module.
- Please refer to below list for sound and specification.

Article	Built-in Sounds	Channel	Sound
WS	5 Warning Sounds	Ch1 Ch2 Ch3 Ch4 Ch5	Fire, emergency Ambulance PI.PI.PI Short Machinery Fault Beep Intermittent
WM	5 Melodies	Ch1 Ch2 Ch3 Ch4 Ch5	Sweet home For Elise Cuckoo's Waltz Piano sonata Turkish March
WA	5 Alarms	Ch1 Ch2 Ch3 Ch4 Ch5	Beep Intermittent Door Chime Phone Ring PI.PI.PI Short Triple Beat

- For sound selection by external contact, please refer to the following picture for an example of easy wiring of the sound module using the enclosed signal lines for the module.



Warning/
Signal/
Stackable



Signal &
Electric Horn/
Speakers



Vessels and
Heavy-Duty
Equipment



Explosion
Proof



Warning
Light Bar



Aviation
Obstruction
Lights



Signal Tower
Lights



USB/ETN
Signal Tower
Lights



Wireless
Network
System



Electric Horn/
Speakers



Industrial
LED Lights

USB Module(Built-in Signal Sound)

- LED tower light system with built-in sound connected and controlled by a PC application program.
- Sound module should be positioned at the base of the tower light.
- Sound can be adjusted with the lever on the module.

 <p>Q70L-USB-WS Q50L-USB-WS</p>	<p>Built-in Warning USB Sound Module</p> <ul style="list-style-type: none"> • 5 Warning sounds : Max 85dB - fire, emergency , Ambulance, PI.PI.PI Short, Machinery Fault , Beep Intermittent • Voltage : DC12V, DC24V
 <p>Q70L-USB-WM Q50L-USB-WM</p>	<p>Built-in Melody USB Module</p> <ul style="list-style-type: none"> • 5 Melodies : Max 85dB - Sweet home, For Elise, Cuckoo's Waltz, Piano sonata, Turkish March • Voltage : DC12V, DC24V
 <p>Q70L-USB-WA Q50L-USB-WA</p>	<p>Built-in Alarm USB Module</p> <ul style="list-style-type: none"> • 5 Alarms : Max 85dB - Beep Intermittent, Door Chime, Phone Ring, PI.PI.PI Short, Triple Beat • Voltage : DC12V, DC24V

Module Connection



1 Connect wire between module



2 Match the edge of module





3 To assemble turn right



Uses a connector for easy assembly.

Ethernet Module(Built-in Signal Sound)

- Ethernet tower light system that can be controlled by internet or LAN from a remote place.
- Sound module should be positioned at the base of the tower light.
- Sound can be adjust with the lever on the module.
- Excellent air tight seal.

 <p>Q70L-ETN-WS Q50L-ETN-WS</p>	<p>Built-in Warning Ethernet Sound Module</p> <ul style="list-style-type: none"> • 5 Warning sounds : Max 85dB - fire, emergency , Ambulance, PI.PI.PI Short, Machinery Fault , Beep Intermittent • Voltage : DC12V, DC24V
 <p>Q70L-ETN-WM Q50L-ETN-WM</p>	<p>Built-in Melody Ethernet Module</p> <ul style="list-style-type: none"> • 5 Melodies : Max 85dB - Sweet home, For Elise, Cuckoo's Waltz, Piano sonata, Turkish March • Voltage : DC12V, DC24V
 <p>Q70L-ETN-WA Q50L-ETN-WA</p>	<p>Built-in Alarm Ethernet Module</p> <ul style="list-style-type: none"> • 5 Alarms : Max 85dB - Beep Intermittent, Door Chime, Phone Ring, PI.PI.PI Short, Triple Beat • Voltage : DC12V, DC24V

Module Connection

- Adopts a convenient connector for easy assemble.
- Simple connection structure makes assembly straightforward and effortless when compared to other manufacturer's products.



Base Module is composed of the control line and threaded to the mounting bracket for improved product mounting efficiency. Please refer to below instruction and choose the mount type.

Base Module

- 6P Terminal plate equipped on basic module. Please refer to page 358 for wiring of power line and signal line.

Direct Mount		3 Bolts on base module
Wall Mount		Wall mount bracket on base module
Pole Mount		Pole module and pole assemble on base module

Module Color

- Housing color of the QT series modular tower lights is black
- Customizable in beige color



Wiring Instruction

- QT series can be wired to external contact and transistor
- In case of wiring with transistor, please select the proper transistor type either NPN or PNP based on the source voltage setting
- DC Steady type : External power/signal line standard : UL1007 AWG22(0.3sq) 400mm
- AC Steady, AC/DC steady/flashing type : External power line standard : UL1015 AWG18(0.75sq)×2C 400mm
- External signal line standard : UL1007 AWG22(0.3sq)400mm

※ Please refer to page 358 for detailed wiring instruction.



Mounting Bracket

- Pole Mounting Bracket

Standard	LB18 LB24	LW18 LW24	QZ18 QZ24	SZ18 SZ24	QL18 QL24	SL18 SL24	QLA18 QLA24
Steel	Steel	PC	PC	Al	PC	Al	PC

※ Please refer to page 34-39 for detailed information about the pole specifications and dimensions.

Power Line Wiring Instruction




Terminal box can be wired without a special tool by using the push and release locking mechanism.



Warning/
Signal/
Stackable



Signal &
Electric Horn/
Speakers



Vessels and
Heavy-Duty
Equipment



Explosion
Proof



Warning
Light Bar



Aviation
Obstruction
Lights



Signal Tower
Lights



USB/ETN
Signal Tower
Lights



Wireless
Network
System




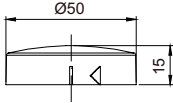
Electric Horn/
Speakers



Industrial
LED Lights


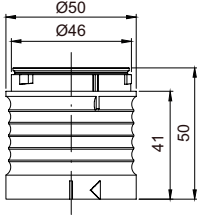




Modular Products Detailed Specifications : QT50L/QT50ML

(Units : mm)

Shape	Parts Name	Model No.	Common Specifications
	QT50L cover	Q50L-CV	<ul style="list-style-type: none"> Material : PC Protection ratings with assemble : IP 65 Product size : $\varnothing 50 \times 15$ 


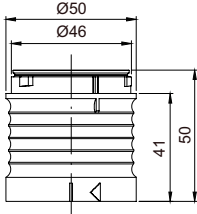


LED Steady Module

(Units : mm)

Shape	Parts Name	Model No.	Specification		Common Specifications
			Voltage	Current	
	Q50L-NR Red LED Steady Module	Q50L-NR-12 Q50L-NR-24 Q50L-NR-110 Q50L-NR-220	DC12V DC24V AC110V AC220V	0.080A 0.040A 0.018A 0.020A	<ul style="list-style-type: none"> Material : PC Protection ratings with assemble : IP 65 Product size : $\varnothing 50 \times 50$ 
	Q50L-NA Amber LED Steady Module	Q50L-NA-12 Q50L-NA-24 Q50L-NA-110 Q50L-NA-220	DC12V DC24V AC110V AC220V	0.080A 0.040A 0.018A 0.020A	
	Q50L-NG Green LED Steady Module	Q50L-NG-12 Q50L-NG-24 Q50L-NG-110 Q50L-NG-220	DC12V DC24V AC110V AC220V	0.080A 0.040A 0.018A 0.020A	
	Q50L-NB Blue LED Steady Module	Q50L-NB-12 Q50L-NB-24 Q50L-NB-110 Q50L-NB-220	DC12V DC24V AC110V AC220V	0.080A 0.040A 0.018A 0.020A	
	Q50L-NC White LED Steady Module	Q50L-NC-12 Q50L-NC-24 Q50L-NC-110 Q50L-NC-220	DC12V DC24V AC110V AC220V	0.080A 0.040A 0.018A 0.020A	

LED Simulated Revolving module


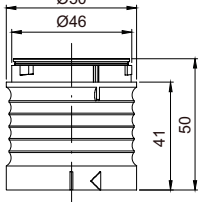

(Units : mm)

Shape	Parts Name	Model No.	Specification		Common Specifications
			Voltage	Current	
	Q50L-FR Red LED Steady/Flashing Module	Q50L-FR-12 Q50L-FR-24 Q50L-FR-110 Q50L-FR-220	DC12V DC24V AC110V AC220V	0.080A 0.040A 0.018A 0.020A	<ul style="list-style-type: none"> Material : PC Protection ratings with assemble : IP 65 Product size : $\varnothing 50 \times 50$ 
	Q50L-FA Amber LED Steady/Flashing Module	Q50L-FA-12 Q50L-FA-24 Q50L-FA-110 Q50L-FA-220	DC12V DC24V AC110V AC220V	0.080A 0.040A 0.018A 0.020A	
	Q50L-FG Green LED Steady/Flashing Module	Q50L-FG-12 Q50L-FG-24 Q50L-FG-110 Q50L-FG-220	DC12V DC24V AC110V AC220V	0.080A 0.040A 0.018A 0.020A	

QT50 series

Modular Multi-Functional LED Tower Lights

(Units : mm)

Shape	Parts Name	Model No.	Specification		Common Specifications
			Voltage	Current	
	Q50L-FB Blue LED Steady/Flashing Module	Q50L-FB-12 Q50L-FB-24 Q50L-FB-110 Q50L-FB-220	DC12V DC24V AC110V AC220V	0.080A 0.040A 0.018A 0.020A	<ul style="list-style-type: none"> Material : PC Protection ratings with assemble : IP 65 Product size : Ø50×50 
	Q50L-FC White LED Steady/Flashing Module	Q50L-FC-12 Q50L-FC-24 Q50L-FC-110 Q50L-FC-220	DC12V DC24V AC110V AC220V	0.080A 0.040A 0.018A 0.020A	



Warning/
Signal/
Stackable




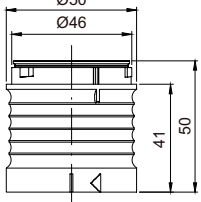




Signal &
Electric Horn/
Speakers



Vessels and
Heavy-Duty
Equipment

LED Strobe Module

(Units : mm)

Shape	Parts Name	Model No.	Specification		Common Specifications
			Voltage	Current	
	Q50L-SR Red LED Strobe Module	Q50L-SR-12 Q50L-SR-24	DC12V DC24V	0.100A 0.120A	<ul style="list-style-type: none"> Material : PC Protection ratings with assemble : IP 65 Product size : Ø50×50 
	Q50L-SA Amber LED Strobe Module	Q50L-SA-12 Q50L-SA-24	DC12V DC24V	0.100A 0.120A	
	Q50L-SG Green LED Strobe Module	Q50L-SG-12 Q50L-SG-24	DC12V DC24V	0.100A 0.120A	
	Q50L-SB Blue LED Strobe Module	Q50L-SB-12 Q50L-SB-24	DC12V DC24V	0.100A 0.120A	
	Q50L-SC White LED Strobe Module	Q50L-SC-12 Q50L-SC-24	DC12V DC24V	0.100A 0.120A	



Explosion
Proof



Warning
Light Bar



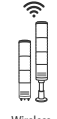
Aviation
Obstruction
Lights



Signal Tower
Lights




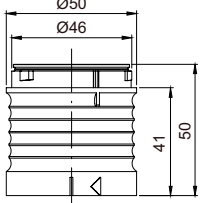

USB/ETN
Signal Tower
Lights



Wireless
Network
System

LED Revolving/ Flashing Module

(Units : mm)

Shape	Parts Name	Model No.	Specification		Common Specifications
			Voltage	Current	
	Q50L-RR Red LED Revolving Flashing Module	Q50L-RR-12 Q50L-RR-24	DC12V DC24V	0.050A 0.060A	<ul style="list-style-type: none"> Material : PC Protection ratings with assemble : IP 65 Product size : Ø50×50 
	Q50L-RA Amber LED Revolving Flashing Module	Q50L-RA-12 Q50L-RA-24	DC12V DC24V	0.050A 0.060A	



Electric Horn/
Speakers


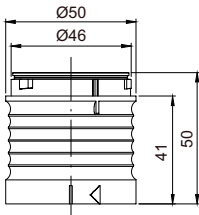




Industrial
LED Lights

QT50 series


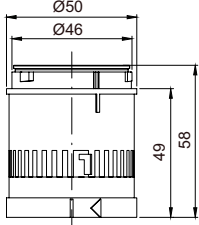
Modular Multi-Functional LED Tower Lights

(Units : mm)

Shape	Parts Name	Model No.	Specification		Common Specifications
			Voltage	Current	
	Q50L-RG Green LED Revolving Flashing Module	Q50L-RG-12 Q50L-RG-24	DC12V DC24V	0.050A 0.060A	<ul style="list-style-type: none"> Material : PC Protection ratings with assemble : IP 65 Product size : Ø50×50 
	Q50L-RB Blue LED Revolving Flashing Module	Q50L-RB-12 Q50L-RB-24	DC12V DC24V	0.050A 0.060A	
	Q50L-RC White LED Revolving Flashing Module	Q50L-RC-12 Q50L-RC-24	DC12V DC24V	0.050A 0.060A	


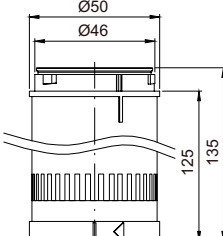
Buzzer Module

(Units : mm)

Shape	Parts Name	Model No.	Specification		Common Specifications
			Voltage	Current	
	Q50L-BZ Buzzer Module	Q50L-BZ-12 Q50L-BZ-24 Q50L-BZ-110 Q50L-BZ-220	DC12V DC24V AC110V AC220V	0.015A 0.028A 0.021A 0.038A	<ul style="list-style-type: none"> Material : PC Protection ratings with assemble : IP54 Product size : Ø50×58 Sound : Max 90dB 

Signal Sound Module

(Units : mm)

Shape	Parts Name	Model No.	Specification		Common Specifications
			Voltage	Current	
	Q50L-WS Warning sound module	Q50L-WS-12 Q50L-WS-24	DC12V DC24V	0.250A 0.172A	<ul style="list-style-type: none"> Material : PC Protection ratings with assemble : IP54 Product size : Ø50×135 Sound : Max 85dB 
	Q50L-WM Melody module	Q50L-WM-12 Q50L-WM-24	DC12V DC24V	0.283A 0.194A	
	Q50L-WA Alarm module	Q50L-WA-12 Q50L-WA-24	DC12V DC24V	0.288A 0.200A	

QT50 series

Modular Multi-Functional LED Tower Lights

USB Module(Built-In Signal Sound)

(Units : mm)

Shape	Parts Name	Model No.	Specification		Common Specifications
			Voltage	Current	
	Q50L-USB-WS Warning Sounds Module (USB Type)	Q50L-USB-WS-12 Q50L-USB-WS-24	USB 5V	0.500A	<ul style="list-style-type: none"> Material : PC Protection ratings with assemble : IP 54 Product size : Ø50×135 Sound : Max 85dB 
	Q50L-USB-WM Melody Module (USB Type)	Q50L-USB-WM-12 Q50L-USB-WM-24	USB 5V	0.500A	
	Q50L-USB-WA Alarm Module (USB Type)	Q50L-USB-WA-12 Q50L-USB-WA-24	USB 5V	0.500A	



Warning/
Signal/
Stackable




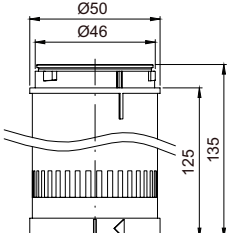
Signal &
Electric Horn/
Speakers



Vessels and
Heavy-Duty
Equipment

Ethernet Module(Built-In Signal Sound)

(Units : mm)

Shape	Parts Name	Model No.	Specification		Common Specifications
			Voltage	Current	
	Q50L-ETN-WS Warning Sounds Module (Ethernet type)	Q50L-ETN-WS-12 Q50L-ETN-WS-24	DC12V DC24V	0.250A 0.172A	<ul style="list-style-type: none"> Material : PC Protection ratings with assemble : IP 54 Product size : Ø50 x 135 Sound : Max 85dB 
	Q50L-ETN-WM Melody Module (Ethernet Type)	Q50L-ETN-WM-12 Q50L-ETN-WM-24	DC12V DC24V	0.283A 0.194A	
	Q50L-ETN-WA Alarm Module (Ethernet Type)	Q50L-ETN-WA-12 Q50L-ETN-WA-24	DC12V DC24V	0.288A 0.200A	



Explosion
Proof



Warning
Light Bar




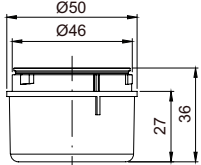
Aviation
Obstruction
Lights



Signal Tower
Lights

Base Module

(Units : mm)

Shape	Parts Name	Model No.	Common Specifications	
	Base Module	Q50L-BS	<ul style="list-style-type: none"> Material : PC Protection ratings with assemble : IP 65 Product size : Ø50 x 36 	
	Built-In Signal Sound Module	Q50L-W-BS		
	PC Control Module	Q50L-Special-BS		



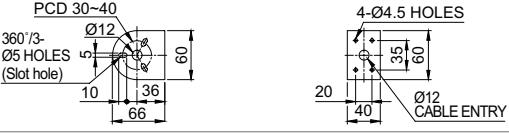

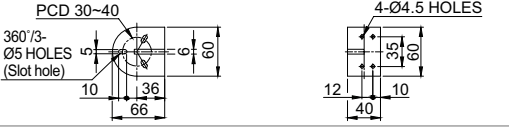

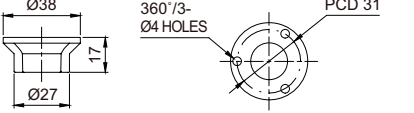
USB/ETN
Signal Tower
Lights



Wireless
Network
System

Mount Bracket Module

(Units : mm)

Shape	Parts Name	Model No.	Material	Technical Diagram
	Wall Mount Bracket	TWS45	Steel	
	Wall Mount Bracket	TWA45	PC	
	Pole Module	Q50L-PB	PC	




Electric Horn/
Speakers



Industrial
LED Lights

QT50L

Ø50mm Modular Multi-Functional LED Tower Lights



QT50L Ø50mm Modular LED Tower Lights, Pole Mount

Product consist of signal light modules, base module, and pole module



QT50L

Color Options:

Beige color is available



Specifications

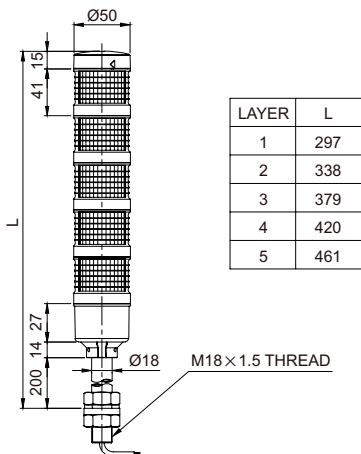
Model number	Layer	Voltage	Current	Certificates	Weight	Color
QT50L QT50LF	1	DC12V	0.080A	CE DC24V only	0.25kg	● R-Red
		DC24V	0.040A		0.25kg	
		AC110V	0.018A		0.26kg	
		AC220V	0.020A		0.26kg	
	2	DC12V	0.160A		0.30kg	● R-Red ● G-Green
DC24V		0.080A	0.30kg			
3	DC12V	0.240A	0.34kg	● R-Red ● A-Amber ● G-Green		
	DC24V	0.120A	0.34kg			
4	AC110V	0.054A	0.35kg	● R-Red ● A-Amber ● G-Green ● B-Blue		
	AC220V	0.060A	0.35kg			
5	DC12V	0.320A	0.38kg	● R-Red ● A-Amber ● G-Green ● B-Blue ● W-White		
	DC24V	0.160A	0.38kg			
5	AC110V	0.072A	0.39kg	● R-Red ● A-Amber ● G-Green ● B-Blue ● W-White		
	AC220V	0.080A	0.39kg			
		DC12V	0.400A		0.43kg	
		DC24V	0.200A		0.43kg	
		AC110V	0.090A		0.44kg	
		AC220V	0.100A		0.44kg	

QT50L Steady Module + Base Module(BS)
 QT50LF Steady/Flashing Module + Pole Module(PB)

※ Please refer to page 338-341 for detailed specification of module.

Technical Diagram (Units : mm)

QT50L



Customization

- Customized pole length available
- Beige color
- LED strobe(Model number : QT50LS)
- LED simulated revolving (Model number : QT50LR)

Wiring Instructions

- LED tower light can be wired with external contact and transistor
- ※ Please refer to page 358 for detailed information about the wiring instructions.

Mounting Bracket

Standard	LB18	LW18	QZ18	SZ18	QL18	SL18	QLA18
Steel	Steel	PC	PC	Al	PC	Al	PC

※ Please refer to page 34-39 for detailed information about the pole specifications and dimensions.

Ordering Specification

QT50L	-	3	-	24	-	RAG	-	QZ18
[Model number]		[Layer]		[Voltage]		[Color]		[Mounting bracket]
• QT50L • QT50LF		• 1-1Layer • 2-2Layers • 3-3Layers • 4-4Layers • 5-5Layers		• 12-DC12V • 24-DC24V • 110-AC110V • 220-AC220V		• R-Red • A-Amber • G-Green • B-Blue • W-White		• None • -Standard • -Bracket • -LB18 -LW18 • -QZ18 -SZ18 • -QL18 -SL18 • -QLA18

QT50L-BZ

Ø50mm Built-in Buzzer Modular LED Tower Lights



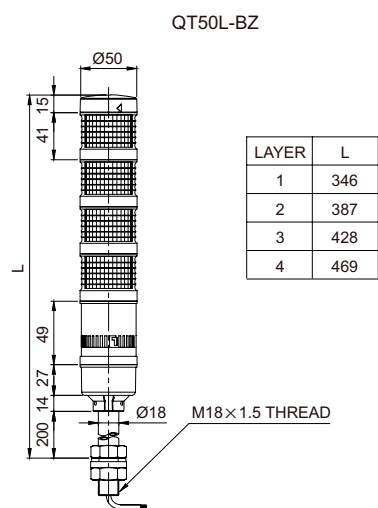
QT50L-BZ

Color Options:

Beige color is available



Technical Diagram (Units : mm)



Customization

- Customized pole length available
- Beige color
- LED strobe
(Model number : QT50LS-BZ)
- LED simulated revolving
(Model number : QT50LR-BZ)



QT50L-BZ Ø50mm Built-in Buzzer Modular LED Tower Lights, Pole Mount

Product that consist of signal lights module, base module, pole module



Specifications

Model number	Layer	Voltage	Current	Certificates	Weight	Color
QT50L-BZ QT50LF-BZ (Max 90dB)	1	DC12V	0.095A	CE DC24V only	0.32kg	• R-Red
		DC24V	0.068A		0.32kg	
		AC110V	0.039A		0.33kg	
		AC220V	0.058A		0.33kg	
	2	DC12V	0.175A		• R-Red • G-Green	0.37kg
		DC24V	0.108A			0.37kg
		AC110V	0.057A			0.38kg
		AC220V	0.078A			0.38kg
	3	DC12V	0.255A		• R-Red • A-Amber • G-Green	0.41kg
		DC24V	0.148A			0.41kg
		AC110V	0.075A			0.42kg
		AC220V	0.098A			0.42kg
4	DC12V	0.335A	• R-Red • A-Amber • G-Green • B-Blue	0.45kg		
	DC24V	0.188A		0.45kg		
	AC110V	0.093A		0.46kg		
	AC220V	0.118A		0.46kg		

QT50L Steady Module + Base Module(BS) + Buzzer Module(BZ)
 QT50LF Steady/Flashing Module + Pole Module(PB)

* Please refer to page 338-341 for detailed specification of module.



Wiring Instructions

- LED tower light can be wired with external contact and transistor
- * Please refer to page 358 for detailed information about the wiring instructions.



Mounting Bracket

Standard	LB18	LW18	QZ18	SZ18	QL18	SL18	QLA18
Steel	Steel	PC	PC	Al	PC	Al	PC

* Please refer to page 34-39 for detailed information about the pole specifications and dimensions.



Ordering Specification

QT50L-BZ	-	3	-	24	-	RAG	-	QZ18
[Model number]		[Layer]		[Voltage]		[Color]		[Mounting bracket]
• QT50L-BZ • QT50LF-BZ		• 1-1Layer • 2-2Layers • 3-3Layers • 4-4Layers		• 12-DC12V • 24-DC24V • 110-AC110V • 220-AC220V		• R-Red • A-Amber • G-Green • B-Blue		• None • -Standard • Bracket • -LB18 • -LW18 • -QZ18 • -SZ18 • -QL18 • -SL18 • -QLA18



Warning/
Signal/
Stackable



Signal &
Electric Horn/
Speakers



Vessels and
Heavy-Duty
Equipment



Explosion
Proof



Warning
Light Bar



Aviation
Obstruction
Lights



Signal Tower
Lights



USB/ETN
Signal Tower
Lights



Wireless
Network
System



Electric Horn/
Speakers



Industrial
LED Lights

QT50L-W

Ø50mm Built-in Signal Modular Multi-Functional LED Tower Lights



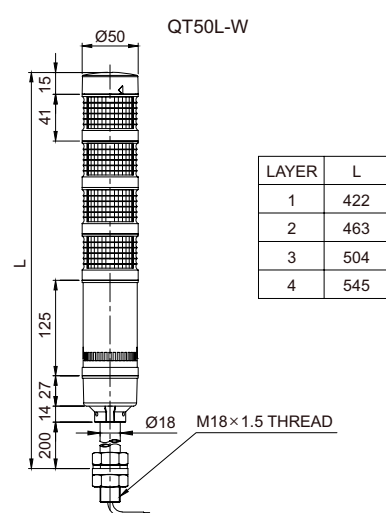
QT50L-W

Color Options:

Beige color is available



Technical Diagram (Units : mm)



Customization

- Customized pole length available
- Beige color
- LED strobe (Model number : QT50LS-W)
- LED simulated revolving (Model number : QT50LR-W)

QT50L-W Ø50mm Built-in Signal Modular LED Tower Lights, Pole Mount

Product consists of signal light modules, base module, and pole module

Specifications

Model number	Layer	built-in Sound	Voltage	Current	Certificates	Weight	Color
QT50L-WS QT50L-WM QT50L-WA QT50LF-WS QT50LF-WM QT50LF-WA	1	WS-5 Warning Sounds WM-5 Melodies WA-Alarm Sounds (Max 85dB)	DC12V	0.368A	-	0.42kg	• R-Red
			DC24V	0.240A		0.42kg	
	2		DC12V	0.448A		0.46kg	• R-Red • G-Green
			DC24V	0.280A		0.46kg	
	3		DC12V	0.528A		0.50kg	• R-Red • A-Amber • G-Green
			DC24V	0.320A		0.50kg	
	4		DC12V	0.608A		0.54kg	• R-Red • A-Amber • G-Green • B-Blue
			DC24V	0.360A		0.54kg	

QT50L Steady Module + Base Module(BS) + Signal Sound Module
QT50LF Steady/Flashing Module + Pole Module(PB) + WS Warning Sounds
 WM Melody + WA Alarm

- * Please refer to page 338-341 for detailed specification of module.
- * Please refer to page 24 for detailed sound specification.

Wiring Instructions

- LED tower light can be wired with external contact and transistor
- * Please refer to page 358 for detailed information about the wiring instructions.

Mounting Bracket

Standard	LB18	LW18	QZ18	SZ18	QL18	SL18	QLA18
Steel	Steel	PC	PC	Al	PC	Al	PC


* Please refer to page 34-39 for detailed information about the pole specifications and dimensions.

Ordering Specification

QT50L-WS	-	3	-	24	-	RAG	-	QZ18
[Model number]		[Layer]		[Voltage]		[Color]		[Mounting bracket]
<ul style="list-style-type: none"> • QT50L-WS • QT50L-WM • QT50L-WA • QT50LF-WS • QT50LF-WM • QT50LF-WA 		<ul style="list-style-type: none"> • 1-1Layer • 2-2Layers • 3-3Layers • 4-4Layers 		<ul style="list-style-type: none"> • 12-DC12V • 24-DC24V 		<ul style="list-style-type: none"> • R-Red • A-Amber • G-Green • B-Blue 		<ul style="list-style-type: none"> • None • Standard • Bracket • -LB18 • -LW18 • -QZ18 • -SZ18 • -QL18 • -SL18 • -QLA18

QT50ML

Ø50mm Modular LED Tower Lights



QT50ML

Color Options:

Beige color is available



QT50ML Ø50mm Modular LED Tower Lights, Direct Mount

Product that consist of signal lights module, base module



Specifications

Model number	Layer	Voltage	Current	Certificates	Weight	Color
QT50ML QT50MLF	1	DC12V	0.080A	CE DC24V only	0.10kg	● R-Red
		DC24V	0.040A		0.10kg	
		AC110V	0.018A		0.11kg	
		AC220V	0.020A		0.11kg	
	2	DC12V	0.160A		0.14kg	● R-Red ● G-Green
		DC24V	0.080A		0.14kg	
		AC110V	0.036A		0.15kg	
		AC220V	0.040A		0.15kg	
	3	DC12V	0.240A		0.19kg	● R-Red ● A-Amber ● G-Green
		DC24V	0.120A		0.19kg	
		AC110V	0.054A		0.20kg	
		AC220V	0.060A		0.20kg	
	4	DC12V	0.320A		0.23kg	● R-Red ● A-Amber ● G-Green ● B-Blue
		DC24V	0.160A		0.23kg	
		AC110V	0.072A		0.24kg	
AC220V		0.080A	0.24kg			
5	DC12V	0.400A	0.27kg	● R-Red ● A-Amber ● G-Green ● B-Blue ● W-White		
	DC24V	0.200A	0.27kg			
	AC110V	0.090A	0.28kg			
	AC220V	0.100A	0.28kg			

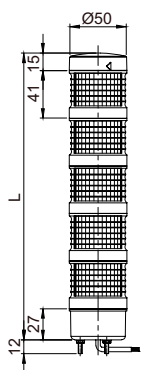
QT50L Steady Module + Base Module(BS)
 QT50LF Steady/Flashing Module

* Please refer to page 338-341 for detailed specification of module.

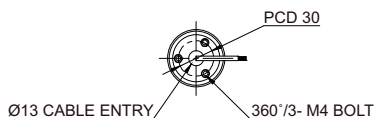


Technical Diagram (Units : mm)

QT50ML



LAYER	L
1	83
2	124
3	165
4	206
5	247



Wiring Instructions

• LED tower light can be wired with external contact and transistor

* Please refer to page 358 for detailed information about the wiring instructions.



Customization

- Beige color
- LED strobe(Model number: QT50MLS)
- LED simulated revolving(Model number : QT50MLR)
- Wall mount bracket :

Bracket Structure allows for threading through the bracket hole or into the wall mount



Ordering Specification

QT50ML	-	3	-	220	-	RAG
[Model number]		[Layer]		[Voltage]		[Color]
• QT50ML • QT50MLF		• 1-1Layer • 2-2Layers • 3-3Layers • 4-4Layers • 5-5Layers		• 12-DC12V • 24-DC24V • 110-AC110V • 220-AC220V		● R-Red ● A-Amber ● G-Green ● B-Blue ● W-White



Warning/
Signal/
Stackable



Signal &
Electric Horn/
Speakers



Vessels and
Heavy-Duty
Equipment



Explosion
Proof



Warning
Light Bar



Aviation
Obstruction
Lights



Signal Tower
Lights



USB/ETN
Signal Tower
Lights



Wireless
Network
System



Electric Horn/
Speakers



Industrial
LED Lights

QT50ML-BZ

Ø50mm Built-in Buzzer Modular LED Tower Lights



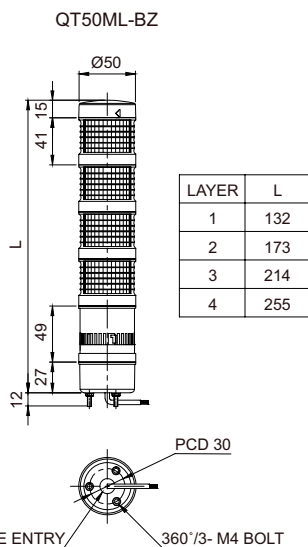
QT50ML-BZ

Color Options:

Beige color is available



Technical Diagram (Units : mm)



QT50ML-BZ Ø50mm Built-in Buzzer Modular LED Tower Lights, Direct Mount

Product that consist of signal lights module, base module, buzzer module



Specifications

Model number	Layer	Voltage	Current	Certificates	Weight	Color
QT50ML-BZ QT50MLF-BZ (Max 90dB)	1	DC12V	0.095A	CE DC24V only	0.17kg	● R-Red
		DC24V	0.068A		0.17kg	
		AC110V	0.039A		0.18kg	
		AC220V	0.058A		0.18kg	
	2	DC12V	0.175A		● R-Red ● G-Green	
		DC24V	0.108A			0.21kg
		AC110V	0.057A			0.21kg
		AC220V	0.078A			0.22kg
	3	DC12V	0.255A		● R-Red ● A-Amber ● G-Green	
		DC24V	0.148A			0.25kg
		AC110V	0.075A			0.26kg
		AC220V	0.098A			0.26kg
	4	DC12V	0.335A		● R-Red ● A-Amber ● G-Green ● B-Blue	
		DC24V	0.188A			0.30kg
		AC110V	0.093A			0.31kg
		AC220V	0.118A			0.31kg

QT50L Steady Module + Base Module(BS) + Buzzer(BZ)
 QT50LF Steady/Flashing Module

* Please refer to page 338-341 for detailed specification of module.



Wiring Instructions

- LED tower light can be wired with external contact and transistor
- * Please refer to page 358 for detailed information about the wiring instructions.



Customization

- Beige color
- LED strobe(model number : QT50MLS-BZ)
- LED simulated revolving(model number : QT50MLR-BZ)
- Wall mount bracket :
Bracket Structure allows for threading through the bracket hole or into the wall mount



Ordering Specification

QT50ML-BZ	-	3	-	220	-	RAG
[Model number]		[Layer]		[Voltage]		[Color]
• QT50ML-BZ • QT50MLF-BZ		• 1-1Layer • 2-2Layers • 3-3Layers • 4-4Layers		• 12-DC12V • 24-DC24V • 110-AC110V • 220-AC220V		• R-Red • A-Amber • G-Green • B-Blue

QT50ML-W

Ø50mm Built-in Signal Modular LED Tower Lights



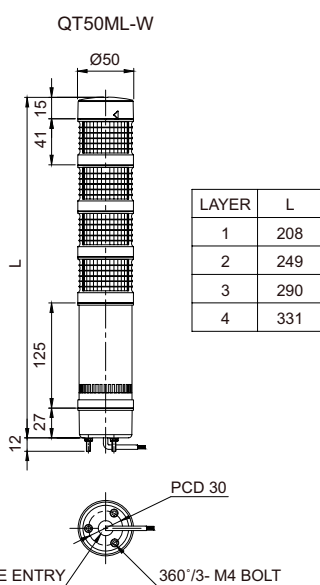
QT50ML-W

Color Options:

Beige color is available



Technical Diagram (Units : mm)



QT50ML-W Ø50mm Built-in Signal Modular LED Tower Lights, Direct Mount

Product that consist of signal lights module, base module, buzzer module

Specifications

Model number	Layer	built-in Sound	Voltage	Current	Certificates	Weight	Color
QT50ML-WS QT50ML-WM QT50ML-WA QT50MLF-WS QT50MLF-WM QT50MLF-WA	1	WS-5 Warning Sounds WM-5 Melodies WA-Alarm Sounds (Max 85dB)	DC12V	0.368A	-	0.27kg	• R-Red
			DC24V	0.240A		0.27kg	
	2		DC12V	0.448A		0.28kg	• R-Red • G-Green
			DC24V	0.280A		0.28kg	
	3		DC12V	0.528A		0.30kg	• R-Red • A-Amber • G-Green
			DC24V	0.320A		0.30kg	
	4		DC12V	0.608A		0.32kg	• R-Red • A-Amber • G-Green • B-Blue
			DC24V	0.360A		0.32kg	

QT50L Steady Module + Base Module(BS) + Signal Sound Module
 QT50LF Steady/Flashing Module + WS Warning Sounds
 WM Melody
 WA Alarm

* Please refer to page 338-341 for detailed specification of module.
 * Please refer to page 24 for detailed sound specification.

Wiring Instructions

- LED tower light can be wired with external contact and transistor
- * Please refer to page 358 for detailed information about the wiring instructions.

Customization

- Beige color
- LED strobe(model number : QT50MLS-W)
- LED simulated revolving(model number : QT50MLR-W)
- Wall mount bracket :
 Bracket structure allows for threading through the bracket hole or into the wall mount



Ordering Specification

QT50ML-WS	-	3	-	24	-	RAG
[Model number]		[Layer]		[Voltage]		[Color]
• QT50ML-WS • QT50ML-WM • QT50ML-WA • QT50MLF-WS • QT50MLF-WM • QT50MLF-WA		• 1-1Layer • 2-2Layers • 3-3Layers • 4-4Layers		• 12-DC12V • 24-DC24V		• R-Red • A-Amber • G-Green • B-Blue



Warning/
Signal/
Stackable



Signal &
Electric Horn/
Speakers



Vessels and
Heavy-Duty
Equipment



Explosion
Proof



Warning
Light Bar



Aviation
Obstruction
Lights



Signal Tower
Lights



USB/ETN
Signal Tower
Lights



Wireless
Network
System



Electric Horn/
Speakers



Industrial
LED Lights

QT series

Multi-Functional Modular LED Tower Lights



Wiring Instructions

- QT series modular LED tower lights can be wired by external contact and transistor.
- Please follow below wiring instructions carefully.

Type	External Contact	Type	Transistor
DC/AC Standard QT50ML QT50MLF QT50MLS QT50MLR QT50L QT50LF QT50LS QT50LR QT70ML QT70MLF QT70MLS QT70MLR QT70L QT70LF QT70LS QT70LR	<p>EXTERNAL CONTACT</p> <p>Red(R) Amber(A) Green(G) Blue(B) White(W) Black(BK) Fuse Power</p> <p>Layer 1 Layer 2 Layer 3 Layer 4 Layer 5 Steady</p>	DC/AC Standard QT50ML QT50MLF QT50MLS QT50MLR QT50L QT50LF QT50LS QT50LR QT70ML QT70MLF QT70MLS QT70MLR QT70L QT70LF QT70LS QT70LR	<p>EXTERNAL TRANSISTOR-NPN</p> <p>EXTERNAL TRANSISTOR-PNP</p> <p>Red(R) Amber(A) Green(G) Blue(B) White(W) Black(BK) Fuse Power</p> <p>Layer 1 Layer 2 Layer 3 Layer 4 Layer 5 Steady</p>
DC/AC Buzzer QT50ML-BZ QT50MLF-BZ QT50MLS-BZ QT50MLR-BZ QT50L-BZ QT50LF-BZ QT50LS-BZ QT50LR-BZ QT70ML-BZ QT70MLF-BZ QT70MLS-BZ QT70MLR-BZ QT70L-BZ QT70LF-BZ QT70LS-BZ QT70LR-BZ	<p>EXTERNAL CONTACT</p> <p>Red(R) Amber(A) Green(G) Blue(B) Brown(BN) Black(BK) Fuse Power</p> <p>Layer 1 Layer 2 Layer 3 Layer 4 Buzzer Steady</p>	DC/AC Buzzer QT50ML-BZ QT50MLF-BZ QT50MLS-BZ QT50MLR-BZ QT50L-BZ QT50LF-BZ QT50LS-BZ QT50LR-BZ QT70ML-BZ QT70MLF-BZ QT70MLS-BZ QT70MLR-BZ QT70L-BZ QT70LF-BZ QT70LS-BZ QT70LR-BZ	<p>EXTERNAL TRANSISTOR-NPN</p> <p>EXTERNAL TRANSISTOR-PNP</p> <p>Red(R) Amber(A) Green(G) Blue(B) Brown(BN) Black(BK) Fuse Power</p> <p>Layer 1 Layer 2 Layer 3 Layer 4 Buzzer Steady</p>
DC/AC Built-in Sounder QT50ML QT50MLF QT50MLS QT50MLR QT50L QT50LF QT50LS QT50LR QT70ML QT70MLF QT70MLS QT70MLR QT70L QT70LF QT70LS QT70LR	<p>EXTERNAL CONTACT</p> <p>Red(R) Amber(A) Green(G) Blue(B) Gray(GR1) Gray(GR2) Gray(GR3) Gray(GR4) Gray(GR5) Black(BK) White(W) Black(BK) Fuse Power</p> <p>Layer 1 Layer 2 Layer 3 Layer 4 Ch 1 Sound Pattern Ch 2 Sound Pattern Ch 3 Sound Pattern Ch 4 Sound Pattern Ch 5 Sound Pattern Steady</p> <ul style="list-style-type: none"> • QTXX(M)L - Including WS/MM/WA type • QTXX(M)LF - Including WS/MM/WA type • QTXX(M)LS - Including WS/MM/WA type • QTXX(M)LR - Including WS/MM/WA type • QTXXL <p>↳ Lens Diameter 50(50mm) : QT50(M)L 70(70mm) : QT70(M)L</p>	DC/AC Built-in Sounder QT50ML QT50MLF QT50MLS QT50MLR QT50L QT50LF QT50LS QT50LR QT70ML QT70MLF QT70MLS QT70MLR QT70L QT70LF QT70LS QT70LR	<p>Gray(GR1) Gray(GR2) Gray(GR3) Gray(GR4) Gray(GR5) Red(R) Amber(A) Green(G) Blue(B) Black(BK) Common White(W) Black(BK) Fuse Power</p> <p>Ch 1 Sound Pattern Ch 2 Sound Pattern Ch 3 Sound Pattern Ch 4 Sound Pattern Ch 5 Sound Pattern Layer 1 Layer 2 Layer 3 Layer 4 Steady</p> <ul style="list-style-type: none"> • QTXX(M)L - Including WS/MM/WA type • QTXX(M)LF - Including WS/MM/WA type • QTXX(M)LS - Including WS/MM/WA type • QTXX(M)LR - Including WS/MM/WA type • QTXXL <p>↳ Lens Diameter 50(50mm) : QT50(M)L 70(70mm) : QT70(M)L</p>
DC/AC Built-in Sounder Internal Switch QT50ML QT50MLF QT50MLS QT50MLR QT50L QT50LF QT50LS QT50LR QT70ML QT70MLF QT70MLS QT70MLR QT70L QT70LF QT70LS QT70LR	<p>EXTERNAL CONTACT</p> <p>Red(R) Amber(A) Green(G) Blue(B) Brown(BN) Black(BK) Fuse Power</p> <p>Layer 1 Layer 2 Layer 3 Layer 4 Sound Pattern Steady</p> <ul style="list-style-type: none"> • QTXX(M)L - Including WS/MM/WA type • QTXX(M)LF - Including WS/MM/WA type • QTXX(M)LS - Including WS/MM/WA type • QTXX(M)LR - Including WS/MM/WA type • QTXXL <p>↳ Lens Diameter 50(50mm) : QT50(M)L 70(70mm) : QT70(M)L</p>	DC/AC Built-in Sounder Internal Switch QT50ML QT50MLF QT50MLS QT50MLR QT50L QT50LF QT50LS QT50LR QT70ML QT70MLF QT70MLS QT70MLR QT70L QT70LF QT70LS QT70LR	<p>EXTERNAL TRANSISTOR-NPN</p> <p>Red(R) Amber(A) Green(G) Blue(B) Brown(BN) Black(BK) Fuse Power</p> <p>Layer 1 Layer 2 Layer 3 Layer 4 Sound Pattern Steady</p> <ul style="list-style-type: none"> • QTXX(M)L - Including WS/MM/WA type • QTXX(M)LF - Including WS/MM/WA type • QTXX(M)LS - Including WS/MM/WA type • QTXX(M)LR - Including WS/MM/WA type • QTXXL <p>↳ Lens Diameter 50(50mm) : QT50(M)L 70(70mm) : QT70(M)L</p>