


SBPDIS1AxHx



Dupline® Carpark Display



Benefits

- Robust and aesthetic looking display made of aluminium
- Brightly lit green-arrow or red-cross LEDs
- One bright white digit and a blue sign for disabled
- Visible from a distance of more than 50 m
- Automatic brightness control
- Settings are configurable from the configuration software via a simple menu
- For indoor use
- Option for heated display with an extended temperature range below -20°C

Description

The SBPDIS1AxHx display is a part of the Dupline® carpark system. It is used for guiding in car park facilities. Connected to the display interface SBP2DI48524. The display shows the direction by means of a green arrow or a red cross. Additionally, the display has one white digit and a sign for disabled people. The sign for disabled is steady blue. The programmable display uses high-bright LEDs, which are visible at a distance of more than 50 m - also in bright sunlight. This display is compatible with Carpark systems based on the SBP2WEB24 controller. The display is built for both indoor and outdoor environments.

Applications

Display for parking guidance systems.

Main functions

- Shows the direction and the number of available spaces for disabled people in a parking zone.

General specifications

Power Supply

Power supply	≥ 24 VDC ± 10%
Consumption	19 W (55 W heated version)

Communication

Interface	RS485
Protocol	Modbus RTU
Baud-rate	38400

Display

Technology	LED SMD	
LED lifetime	Red	> 100 000 hrs
	Green	> 60 000 hrs
	Blue	> 60 000 hrs
	White	> 50 000 hrs
Digit resolution	7 segment 10 x 18 pixel	
Arrow resolution	Customized design 11 x 11 pixel	
Disabled resolution	Customized design 15 x 19 pixel	
Viewing distance	> 50 m [INLINE-1:2371]	
Symbols configuration	Digits	White colour
	Cross and arrow symbols	Green arrow and red cross
	Disabled	Blue colour
Brightness control	Automatic or manual	




Fig. 1 SBPDIS1ALH

Fig. 2 SBPDIS1ARH

 **Environmental**

Operating temperature	-20 ... 50°C (-4 ... 122°F) (-40 ... 50°C (-40 ... 122°F) heated version)
Degree of protection	IP54
Humidity	5 ... 90% Relative humidity

Mode of operation

The SBPDIS1AxHx is a display used for showing direction and available spaces for disabled people in a parking zone.

The display is programmable by using the SBP2WEB24 configuration software.

By using the carpark software, the installer can decide to let the display show “running” or “steady” arrow.

The display must be connected to the display interface adapter SBP2DI48524, which converts Dupline® to Modbus RTU.

Directions up, down, right or left can also be selected.

The blue sign for disabled is fixed and cannot be changed or removed.

The single digit can be programmed to show “0”, when no spaces are available, or its place can be left empty.

The display has a 4-wire cable used for connection to the 24 VDC power supply and an RS485 connection, which sends the value to the display.

The display needs to be configured prior to installation.

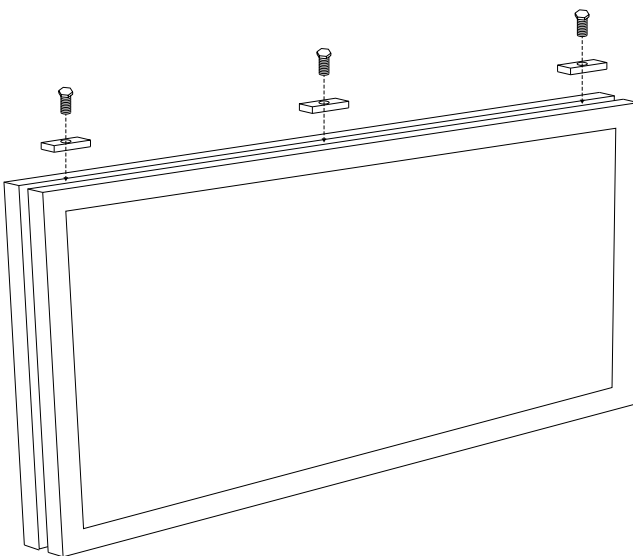
Programming the display is explained further in the software manual.

The SBP2WEB24 software manual is available here: <http://productselection.net/searchproduct.php>

Mounting

The display's aluminium frame has a slit with three 6-mm nuts for mounting.

Using the hammer nuts, the installer can mount the display on the ceiling or the wall.



The display must be mounted by using the included hammer nuts.

Put the hammer nuts in the slit and twist to secure.

Use for instance a threaded rod or screw with 6 mm to secure the display to the wall or ceiling.

Note: Do not open the display in any circumstances, The display and sealing may be damaged. Also, the warranty will be lost.

Options

If the display is mounted in environments with temperatures lower than -20°C , we recommend to use the display variant SBDIS1AxHT.

The “T” indicates a built-in heating element that ensures an operational temperature if the temperature drops below -20°C .

Programming

Menu for display programming (Up to 4 digits):

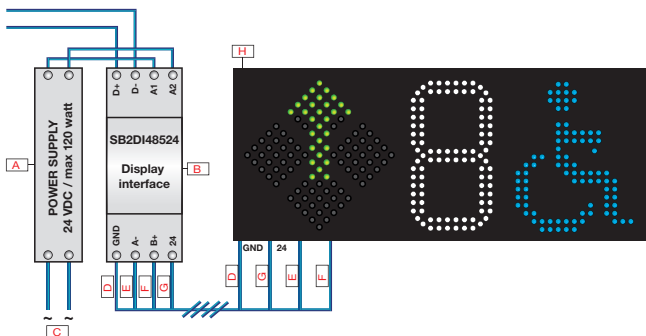
The menu below describes the options when programming the display

1. Arrow selection		
Show arrow when full		
1	Yes	
2	No	Default
Arrow running		
1	Yes	Default
2	No	
Arrow direction		
1	Up	Default
2	Down	
3	Left	
4	Right	
Show Red cross when carpark is full		
1	Yes	Default
2	No	
2. Digit selection		
Show digit when Carpark is full		
1	Yes (show 0)	
2	No (show nothing)	Default
3. Brightness control		
Brightness		
1	30%	
2	50%	
3	75%	
4	Automatic	Default
4. Test		
Display test		
1	Carpark full	
2	Carpark empty	
3	OFF (All LEDs OFF)	Default
4	ON (All LEDs ON)	

Connection Diagrams

Wiring

Wiring example for Dupline® Module SBP2DI48524



Element	Component	Element	Component
A	Power supply 24 VDC/Max. 120 W	E	Green
B	Display interface SBP2DI48524	F	Yellow
C	95 ... 260 VAC	G	Brown
D	White	H	Display

Cable

4 x 0,2 mm	
Brown	24 VDC
White	0 VDC (GND)
Yellow	+ RS485
Green	- RS485
Cable length	230 cm

Housing

Casing	Aluminium
Front material	Transparent acrylic
Colour	Black
Dimensions (HxWxD)	215 x 464 x 45 mm
Weight	2.0 Kg

Compatibility and conformity

Approvals

CE-marking	
------------	---

References

Product selection key

 SBPDIS1 H


Enter the code option instead of

Code	Option	Description
SB	-	Smart Building
P	-	Parking
DIS	-	Display
1	-	Number of digits
<input type="checkbox"/>	AL	Arrow left
	AR	Arrow right
H	-	Disabled
<input type="checkbox"/>	T	Heating

Accessories

- 6 mm hammer nuts for mounting the display. 3 items with ordering number: F00S208HM6

Note: 6 mm bolt and brackets are not included.



COPYRIGHT ©2016
Content subject to change. Download the PDF: www.productselection.net