


# Safety magnetic sensors

## Cylindrical safety magnetic sensors

### SMSA2P02



- Safety Category 4 according to EN 954-1
- Outputs: 1NO + 1NC
- Cable output connection
- Cylindrical housing
- Multiple flux coding
- LED indication (SMSA2P02LD only)

### Product Description

The SMSA2P02 series is designed in conformity with EN 292-1, EN 292-2, EN 60204-1, EN 954-1 and EN 1088. It is characterised by multiple flux coding and is suited for applications up to safety Category 4.

### Ordering Key

**SMS A2 P 02 LD**

Safety magnetic sensor \_\_\_\_\_  
 Diameter \_\_\_\_\_  
 Housing material \_\_\_\_\_  
 Contact type \_\_\_\_\_  
 Other features \_\_\_\_\_

### Type Selection

Output	Operating distance	LED indication	Item code	Item code (UL)
1 NO + 1 NC	15 mm	No	SMS A2P02	SMS 2P 11 AJ 02M
1 NO + 1 NC	15 mm	Yes	SMS A2P02LD	SMS 2P 11 AK 02M

### Output Specifications

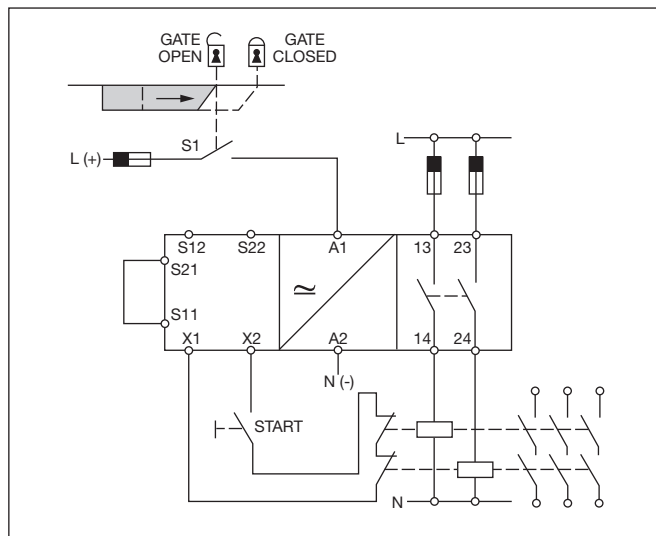
<b>Output</b>	Category 4 (EN 954-1) 1 NO + 1 NC
<b>Output connection</b>	Cable (PVC, AWG 26, L=2m 4x0.15 mm <sup>2</sup> )
<b>Contact ratings</b> Max switching voltage Max switching current Max switching power	100 VAC 0.25 A 5 VA

### General Specifications

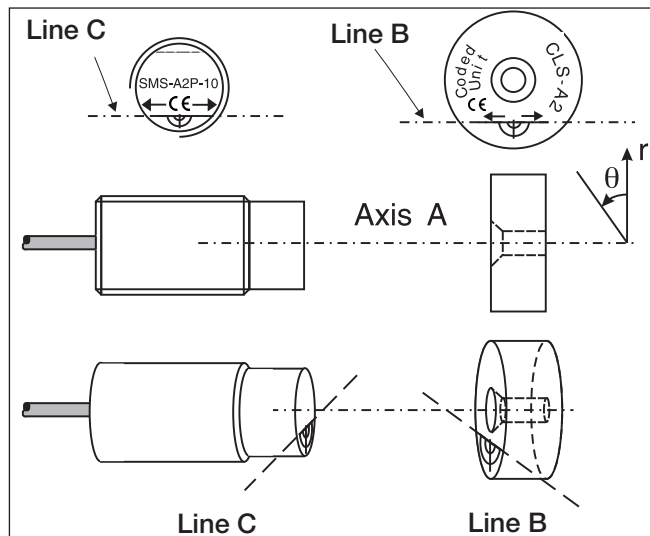
<b>Operating distance ON</b>	15 ± 4 mm
<b>Release distance OFF</b>	20 ± 6 mm
<b>Reset distance</b>	25 ± 7 mm
<b>Suitable magnetic unit</b>	CLSA2
<b>Misalignment</b>	max ± 4 mm
<b>Housing</b> Dimensions Material	M18x1 Plastic
<b>Weight</b>	Approx. 70 g
<b>Environment</b> Degree of protection Operating temperature Storage temperature	IP 67 -25 ÷ +70 °C -25 ÷ +70 °C
<b>Indication for</b> Gate open (SMSA2P02LD)	LED, red



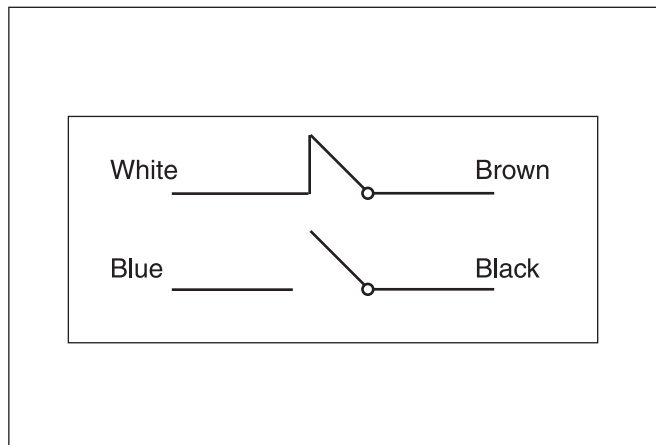
### Application



### Operating Directions



### Wiring Diagrams



### Dimensions

